



## HIGH TORQUE DRIVE SPROCKETS

### Performance Advantages

Maurey High Torque Sprockets provide a reliable, economical and trouble-free alternative to transmit power and reduce drive weight and cost when compared to chain drives and other types of belt drives.

### Wide Range of Load Capacities


High Torque Sprockets are designed for high capacity performance exceeding the traditional limitations of chain and belt drives. The load capacity varies from fractional horsepower ratings to more than 600 H.P.

### Engineered for Durability

High Torque Sprocket Drives are designed to minimize interference between the belt and sprocket during mesh, providing greater horsepower without slippage or speed variation. By designing belt teeth to disperse critical stresses, belt performance is improved, assuring longer belt life.

### Space Saving Design

When compared to other belt systems, High Torque Sprockets permit a narrower drive, reducing the size of the drive and cutting component cost.



### Alterations

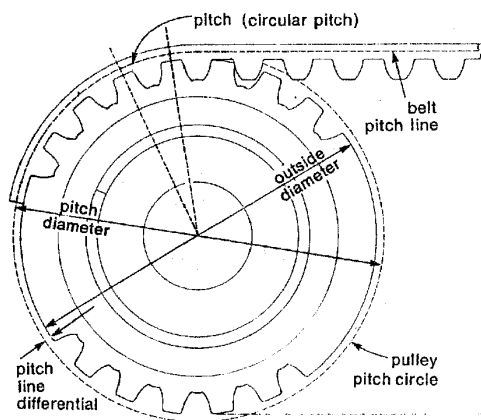
Maurey will customize your High Torque sprocket needs to suit the application in which it is used. See list prices for below for various alteration charges

Rebore Minimum Plain Bore - List Price \$40.00


Keyway - List Price \$9.00

Set Screw - List Price \$9.00

Contact Maurey Customer Service for quantity breaks for alterations



### Part Number Description



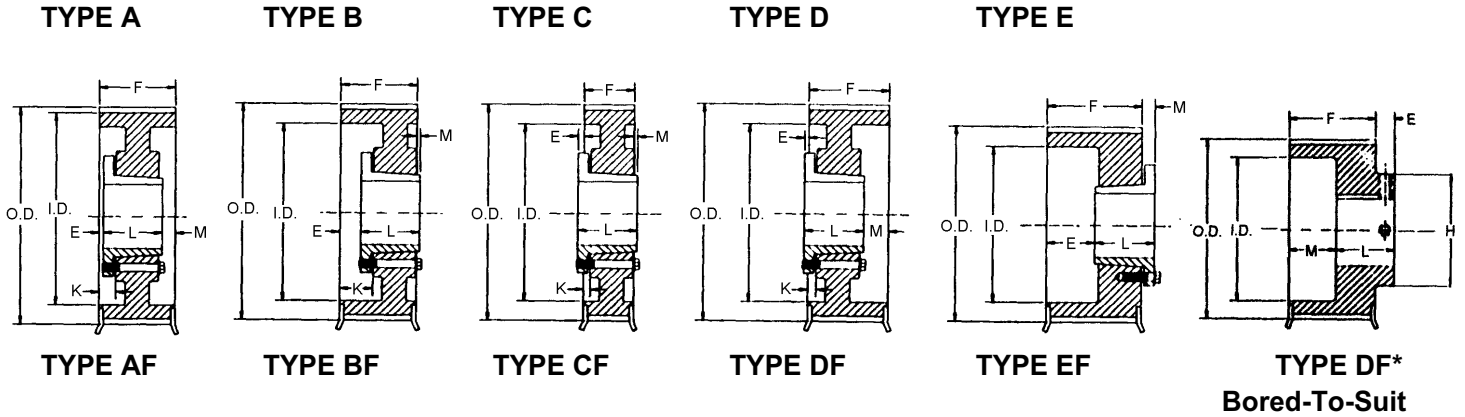


Figure Following Letter in Column Headed "TYPE" in Table Below Indicates Sheave Construction  
1 - Solid, No Web. 2 - Web. 3 - Arms "F" Indicates Flanged Pulley

FOR BELTS 20MM (.79 in.) WIDE • 8MM PITCH (8M-20) FACE WIDTH (F) = 1-1/8														
SPROCKET NUMBER	LIST** PRICE	NUMBER OF TEETH	DIAMETERS				TYPE	DIMENSIONS(INCHES)				BORE RANGE		APPROX WT. LBS.
			P.D	O.D.		I.D.		E	K	L	M	Min	Max •	
				Sprocket	Flange									
P22-8M-20-MPB	\$ 52.00	22	2.206	2.152	2.56	1.34	D1F*	5/8	1-5/8	1-3/4	0	1/2*	1-3/16	1.1
P24-8M-20-JA	\$ 53.00	24	2.406	2.352	2.76	1.34	E1F	9/16	0	1	7/16	1/2	1-1/4	1.0
P26-8M-20JA	\$ 54.00	26	2.607	2.553	2.95	1.88	E1F	9/16	0	1	7/16	1/2	1-1/4	1.2
P28-8M-20-HQ	\$ 55.00	28	2.807	2.759	3.15	1.57	E1F	1/4	0	1-1/4	3/8	1/2	1-1/2	1.6
P30-8M-20-HQ	\$ 57.00	30	3.008	2.958	3.35	1.57	E1F	1/4	0	1-1/4	3/8	1/2	1-1/2	1.9
P32-8M-20-HQ	\$ 59.00	32	3.208	3.156	3.54	2.56	E1F	0	1/4	1-1/4	1/8	1/2	1-1/2	2.0
P34-8M-20-SH	\$ 60.00	34	3.409	3.355	3.82	2.75	D1F	3/16	5/16	1-1/4	1/16	1/2	1-11/16	2.0
P36-8M-20-SH	\$ 62.00	36	3.609	3.555	3.94	2.82	D1F	3/16	5/16	1-1/4	1/16	1/2	1-11/16	2.2
P38-8M-20-SH	\$ 64.00	38	3.810	3.756	4.13	3.00	D1F	3/16	5/16	1-1/4	1/16	1/2	1-11/16	2.5
P40-8M-20-SH	\$ 68.00	40	4.010	3.956	4.33	3.00	D1F	3/16	5/16	1-1/4	1/16	1/2	1-11/16	2.8
P44-8M-20-SDS	\$ 79.00	44	4.411	4.357	4.76	3.50	C1F	3/16	3/8	1-5/16	0	1/2	2	3.4
P48-8M-20-SDS	\$ 92.00	48	4.812	4.758	5.16	3.80	C1F	3/16	3/8	1-5/16	0	1/2	2	4.0
P56-8M-20-SDS	\$ 102.00	56	5.614	5.560	5.95	4.60	C1F	3/16	3/8	1-5/16	0	1/2	2	5.3
P64-8M-20-SDS	\$ 125.00	64	6.416	6.362	6.77	5.40	C1F	3/16	3/8	1-5/16	0	1/2	2	6.9
P72-8M-20-SDS	\$ 128.00	72	7.218	7.164	7.60	6.20	C2F	3/16	3/8	1-5/16	0	1/2	2	6.7
P80-8M-20-SDS	\$ 138.00	80	8.020	7.966	8.39	6.90	C2F	3/16	3/8	1-5/16	0	1/2	2	7.5
P90-8M-20-SDS	\$ 142.00	90	9.023	8.969	9.39	7.90	C3	3/16	3/8	1-5/16	0	1/2	2	8.0

FOR BELTS 30MM (1.18 in.) WIDE • 8MM PITCH (8M-30) FACE WIDTH (F) = 1-1/2														
SPROCKET NUMBER	LIST** PRICE	NUMBER OF TEETH	DIAMETERS				TYPE	DIMENSIONS(INCHES)				BORE RANGE		APPROX WT. LBS.
			P.D	O.D.		I.D.		E	K	L	M	Min	Max •	
				Sprocket	Flange									
P22-8M-30-MPB	\$ 53.00	22	2.206	2.152	2.56	1.34	D1F*	5/8	1-5/8	2-1/8	0	1/2*	1-3/16	1.5
P24-8M-30-MPB	\$ 54.00	24	2.406	2.352	2.76	1.34	D1F*	5/8	1-13/16	2-1/8	0	1/2*	1-1/4	1.9
P26-8M-30-MPB	\$ 56.00	26	2.607	2.553	2.95	1.88	D1F*	3/4	2	2-1/4	0	1/2*	1-1/4	2.4
P28-8M-30-HQ	\$ 59.00	28	2.807	2.759	3.15	1.57	E1F	5/8	0	1-1/4	3/8	1/2	1-1/2	1.8
P30-8M-30-HQ	\$ 60.00	30	3.008	2.958	3.35	1.57	E1F	5/8	0	1-1/4	3/8	1/2	1-1/2	2.2
P32-8M-30-HQ	\$ 62.00	32	3.208	3.156	3.54	2.56	E1F	0	0	1-1/4	-1/4	1/2	1-1/2	2.0
P34-8M-30-SH	\$ 63.00	34	3.409	3.355	3.82	2.75	A1F	3/16	11/16	1-1/4	1/16	1/2	1-11/16	2.3
P36-8M-30-SH	\$ 68.00	36	3.609	3.555	3.94	2.82	A1F	3/16	11/16	1-1/4	1/16	1/2	1-11/16	2.7
P38-8M-30-SH	\$ 70.00	38	3.810	3.756	4.13	3.00	A1F	3/16	11/16	1-1/4	1/16	1/2	1-11/16	3.0
P40-8M-30-SH	\$ 78.00	40	4.010	3.956	4.33	3.00	A1F	3/16	11/16	1-1/4	1/16	1/2	1-11/16	3.3
P44-8M-30-SDS	\$ 86.00	44	4.411	4.357	4.76	3.50	B1F	3/16	3/4	1-5/16	0	1/2	2	3.8
P48-8M-30-SDS	\$ 93.00	48	4.812	4.758	5.16	3.80	B1F	3/16	3/4	1-5/16	0	1/2	2	4.5
P56-8M-30-SDS	\$ 104.00	56	5.614	5.560	5.95	4.60	B1F	3/16	3/4	1-5/16	0	1/2	2	5.9
P64-8M-30-SK	\$ 126.00	64	6.416	6.362	6.77	5.40	C1F	3/8	1/4	1-7/8	0	1/2	2-5/8	10.4
P72-8M-30-SK	\$ 138.00	72	7.218	7.164	7.60	6.20	C2F	3/8	1/4	1-7/8	0	1/2	2-5/8	10.0
P80-8M-30-SK	\$ 142.00	80	8.020	7.966	8.39	6.90	C2F	3/8	1/4	1-7/8	0	1/2	2-5/8	11.8
P90-8M-30-SK	\$ 146.00	90	9.023	8.969	9.39	7.90	C2	3/8	1/4	1-7/8	0	1/2	2-5/8	13.5
P112-8M-30-SK	\$ 186.00	112	11.229	11.175	11.75	10.00	C3	3/8	1/4	1-7/8	0	1/2	2-5/8	15.2

Weights for all FUL-GRIP bushed items are approximate and include the bushing.

FUL-GRIP is a registered trademark of Maurey Manufacturing Corporation

\*\* List Prices Shown are for Sheave Only. Refer to Page 15 for Bushing List Price and Dimensions.

\* Minimum plain bore with no keyway or setscrews

• Maximum bore without keyway

## 8M stock sprocket dimensions high torque drives

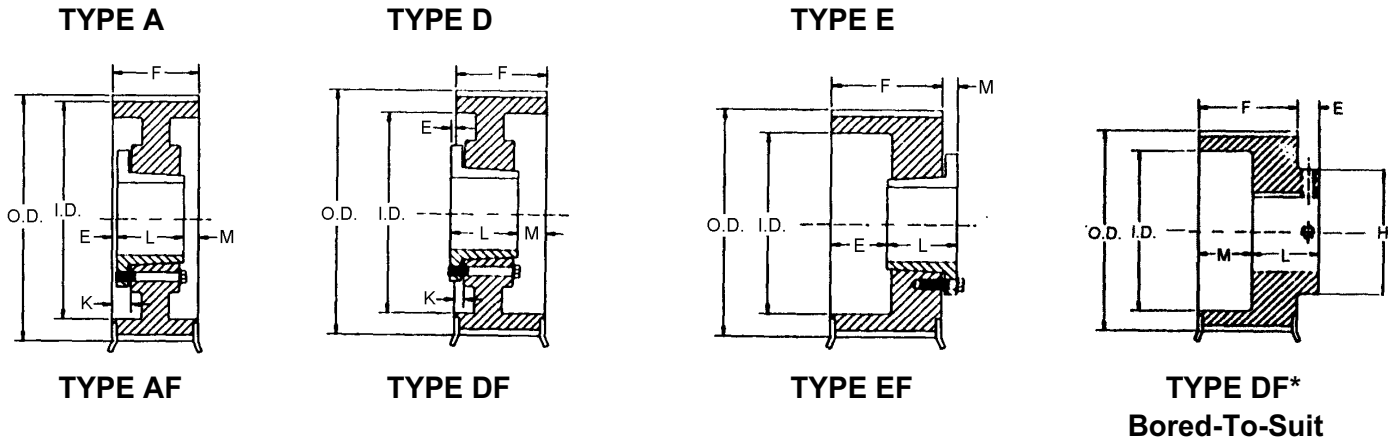


Figure Following Letter in Column Headed "TYPE" in Table Below Indicates Sheave Construction  
 1 - Solid, No Web. 2 - Web. 3 - Arms "F" Indicates Flanged Pulley

FOR BELTS 50MM (1.97 in.) WIDE • 8MM PITCH (8M-50) FACE WIDTH (F) = 2-3/8														
SPROCKET NUMBER	LIST** PRICE	NUMBER OF TEETH	DIAMETERS				TYPE	DIMENSIONS(INCHES)				BORE RANGE		APPROX WT. LBS.
			P.D	O.D.		I.D.		E	K	L	M	Min	Max •	
				Sprocket	Flange									
P28-8M-50-MPB	\$ 80.00	28	2.807	2.759	3.15		D1F	3/4	2-9/32	3-1/8	0	1/2*	1-3/8	4.2
P30-8M-50-MPB	\$ 82.00	30	3.008	2.958	3.35		D1F	3/4	2-15/32	3-1/8	0	1/2*	1-3/8	4.9
P32-8M-50-HQ	\$ 83.00	32	3.208	3.156	3.54	2.56	E1F	0	5/8	1-1/4	1/4	1/2	1-1/2	2.5
P34-8M-50-SH	\$ 84.00	34	3.409	3.355	3.82	2.75	A1F	0	1/2	1-1/4	1-1/8	1/2	1-11/16	2.7
P36-8M-50-SH	\$ 85.00	36	3.609	3.555	3.94	2.82	A1F	0	1/2	1-1/4	1-1/8	1/2	1-11/16	3.4
P38-8M-50-SH	\$ 86.00	38	3.810	3.756	4.13	3.00	A1F	0	1/2	1-1/4	1-1/8	1/2	1-11/16	3.7
P40-8M-50-SH	\$ 88.00	40	4.010	3.956	4.33	3.00	D1F	0	1/2	1-1/4	1-1/8	1/2	1-11/16	4.2
P44-8M-50-SD	\$ 94.00	44	4.411	4.357	4.76	3.50	A1F	0	9/16	1-13/16	9/16	1/2	2	5.7
P48-8M-50-SD	\$ 98.00	48	4.812	4.758	5.16	3.80	A1F	0	9/16	1-13/16	9/16	1/2	2	6.9
P56-8M-50-SK	\$ 115.00	56	5.614	5.560	5.95	4.60	D1F	1/16	9/16	1-7/8	9/16	1/2	2-5/8	9.4
P64-8M-50-SK	\$ 130.00	64	6.416	6.362	6.77	5.40	D1F	1/16	9/16	1-7/8	9/16	1/2	2-5/8	12.0
P72-8M-50-SK	\$ 144.00	72	7.218	7.164	7.60	6.20	D1F	1/16	9/16	1-7/8	9/16	1/2	2-5/8	15.0
P80-8M-50-SF	\$ 155.00	80	8.020	7.966	8.39	6.90	D2F	1/16	9/16	2	7/16	1/2	2-15/16	17.0
P90-8M-50-SF	\$ 186.00	90	9.023	8.969		7.90	D2	1/16	9/16	2	7/16	1/2	2-15/16	19.1
P112-8M-50-SF	\$ 234.00	112	11.229	11.175		10.00	D3	1/16	9/16	2	7/16	1/2	2-15/16	23.9
P144-8M-50-E	\$ 373.00	144	14.437	14.383		13.20	D3	1/2	3/8	2-5/8	1/4	7/8	3-1/2	38.1
P192-8M-50-E	\$ 432.00	192	19.249	19.195		18.00	D3	1/2	3/8	2-5/8	1/4	7/8	3-1/2	52.5

FOR BELTS 85MM (3.35 in.) WIDE • 8MM PITCH (8M-85) FACE WIDTH (F) = 3-3/4														
SPROCKET NUMBER	LIST** PRICE	NUMBER OF TEETH	DIAMETERS				TYPE	DIMENSIONS(INCHES)				BORE RANGE		APPROX WT. LBS.
			P.D	O.D.		I.D.		E	K	L	M	Min	Max •	
				Sprocket	Flange									
P34-8M-85-SH	\$ 95.00	34	3.409	3.355	3.82	2.75	A1F	1	1-1/2	1-1/4	1-1/2	1/2	1-11/16	3.5
P36-8M-85-SH	\$ 100.00	36	3.609	3.555	3.94	2.82	A1F	1	1-1/2	1-1/4	1-1/2	1/2	1-11/16	4.4
P38-8M-85-SH	\$ 102.00	38	3.810	3.756	4.13	3.00	A1F	1	1-1/2	1-1/4	1-1/2	1/2	1-11/16	4.9
P40-8M-85-SD	\$ 106.00	40	4.010	3.956	4.33	3.25	A1F	11/16	1-1/4	1-13/16	1-1/4	1/2	2	5.6
P44-8M-85-SD	\$ 110.00	44	4.411	4.357	4.76	3.50	A1F	11/16	1-1/4	1-13/16	1-1/4	1/2	2	7.1
P48-8M-85-SD	\$ 120.00	48	4.812	4.758	5.16	3.80	A1F	11/16	1-1/4	1-13/16	1-1/4	1/2	2	8.7
P56-8M-85-SK	\$ 140.00	56	5.614	5.560	5.95	4.60	A1F	5/8	1-1/4	1-7/8	1-1/4	1/2	2-5/8	11.6
P64-8M-85-SK	\$ 163.00	64	6.416	6.362	6.77	5.40	A1F	5/8	1-1/4	1-7/8	1-1/4	1/2	2-5/8	14.6
P72-8M-85-E	\$ 177.00	72	7.218	7.164	7.60	6.19	A1F	5/32	1-1/16	2-5/8	31/32	7/8	3-1/2	24.0
P80-8M-85-E	\$ 194.00	80	8.020	7.966	8.39	6.90	A2F	5/8	1-1/4	2	1-1/8	1/2	2-15/16	29.1
P90-8M-85-SF	\$ 245.00	90	9.023	8.969		7.90	A2	5/8	1-1/4	2	1-1/8	1/2	2-15/16	35.5
P112-8M-85-F	\$ 308.00	112	11.229	11.175		10.00	A3	5/8	1-1/4	2	1-1/8	1/2	2-15/16	70.5
P144-8M-85-F	\$ 430.00	144	14.437	14.383		13.20	A3	3/16	1-1/16	2-5/8	15/16	7/8	3-1/2	64.5
P192-8M-85-F	\$ 485.00	192	19.249	19.195		18.00	A3	3/16	1-1/16	2-5/8	15/16	7/8	3-1/2	78.1

Weights for all FUL-GRIP bushed items are approximate and include the bushing.

FUL-GRIP is a registered trademark of Maurey Manufacturing Corporation

\*\* List Prices Shown are for Sheave Only. Refer to Page 15 for Bushing List Price and Dimensions.

\* Minimum plain bore with no keyway or setscrews

• Maximum bore without keyway